

# Phonics games

The following activities are games that we use in school to help with the reading and spelling of words with different spelling patterns and high frequency words.

There are links below for examples of words to choose from.

[Phonics words grouped by sound.pdf](#)

[e u r.pdf](#)

[h b f.pdf](#)

[ch sh th ng.pdf](#)

[ai ee igh oa.pdf](#)

[ea oy ir ue.pdf](#)

[aw a-e e-e i-e.pdf](#)

[o-e u-e u-e.pdf](#)

[oo ar or ur.pdf](#)

[ow oi air ear.pdf](#)

[ure ay ou ie.pdf](#)

# Countdown



**You will need:** A list of words (up to 12 words)

**Aim of the game:** To read every word by sight as quickly as possible

**How to play:**

Read each word on your list, sounding out and adding sound buttons where necessary.

Start at the top after sounding out each new word and repeat until you can do them all by sight.


Extend this by rewriting the words in a different order and trying again.

Practise with high frequency words, words that have the same spelling pattern, e.g. oi, words that have the same sound, e.g. oi, oy, or words you find tricky to remember.

# Post-it partners

**You will need:** A list of words (up to 12 words), a post-it or piece of paper, a pencil, a partner

**Aim of the game:** To read and spell every word on your list



**How to play:**

Player one has the list of words and player two has the pencil and post-it.

Player one reads a word for player two, without letting them see what it is!)

Player two writes the word on the post-it.

Both players check and player two rewrites the word if incorrect.

Swap so that player one is now writing and player two reads the words.

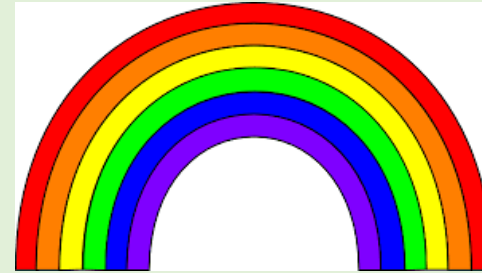
Continue until all words have been read and spelt by each player.

Use high frequency words, words with the same spelling pattern, e.g. ai, words with the same sound, e.g. ai, ay, a-e, a, or any words your find tricky.

# Rainbow writing

**You will need:** A list of words, paper, coloured pens or pencils

**Aim of the game:** To spell words



said  
said  
said

**How to play:**

Choose and read a word on your list.

Choose three colours and write the word three times, once in each colour.

Practice with different words.

# Spelling pyramids

**You will need:** A list of words, paper, a pencil

**Aim of the game:** To spell words correctly


**How to play:**

Draw a triangle.

Choose a word from your list.

Write the word in your triangle,  
one letter at a time until you have spelt the whole word.

Repeat with other words.



# Spelling stairs

**You will need:** A list of words, paper (squared paper if you have any), a pencil

**Aim of the game:** To spell words correctly

l			
l	i		
l	i	k	
l	i	k	e

**How to play:**

This is played in a similar way to spelling pyramids.

Choose a word from your list.

Write the first letter on the top step of your stairs, write the first and second letters on the second step, the first, second and third letters on the third step etc. Continue with this until your word has been spelt.

Repeat with other words.

# Spelling art

You will need: A list of words

Aim of the game: To spell words correctly

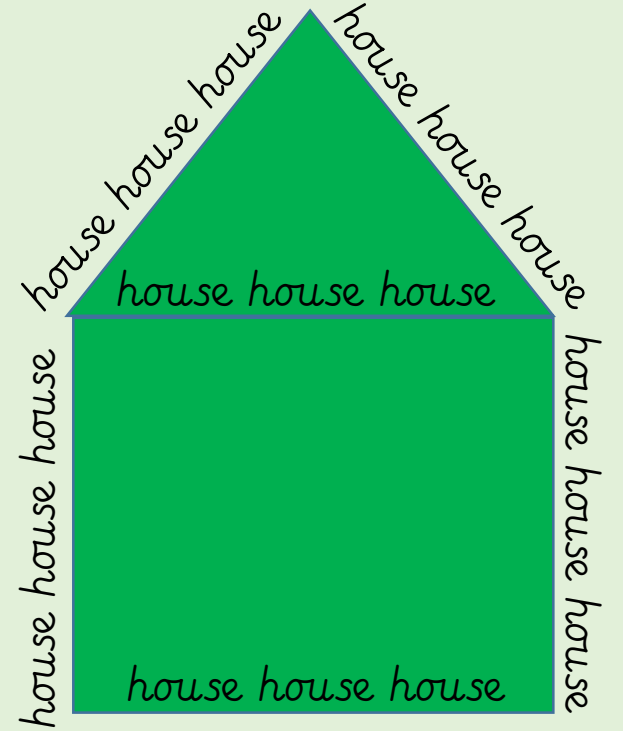
How to play:

Choose a word from your list, e.g. house.

Draw an outline of a picture, e.g. a house, or a pattern.

Write the word as many times as possible on the lines of your outline or pattern.

You could use colours for this too so you have a rainbow spelling work of art!



# Passwords

**You will need:** A list of words, post-its or paper, a pencil

**Aim of the game:** To read and spell words correctly

**How to play:**

Choose words that you find tricky to read.

Write on post-its or pieces of paper.

Stick the words on doors around the house.

Read the words before you go through the doors into different rooms.

Move the post-its around the house until you are confident reading them by sight and change the words every few days.



# Look, say, cover, write, check

You will need: A list of words

Aim of the game: To spell words correctly

How to play:

Choose a word from your list and say it out loud.

Cover it up and have a go at writing it.

Check your spelling and correct any mistakes you have made.

Repeat with other words.