




Week commencing: 30/03/20

Year group: 2

Below are some suggestions for learning that your child can do at home this week. We understand that the situation is unprecedented, however we do recommend that the children stay in touch with their learning using the ideas given below. You can help keep your child in contact with the school via the email link shown at the end of this message. Your child may want to share their achievements with their teacher by photographing or scanning it and sending it via email. A teacher will reply with a comment about the work shared.

Please email any completed activities/work to: homelearning@st-edmunds.suffolk.sch.uk

Subject/ Theme	Learning ideas and activities								
English	<p><u>Spellings</u> <u>The short vowel sound 'o' (list 23).</u> other mother brother nothing cover money some dozen wonder done</p> <p>➤ These spellings will be on spelling shed. ➤ Can you order these words alphabetically? Remember to look at the second letter if there are two words with the same first letter!</p> <p><u>Reading</u> Please have a look and use the e-books on these websites, they are free to access! https://home.oxfordowl.co.uk/books/free-ebooks/ https://readon.myon.co.uk/library/browse.html</p> <p><u>Book Review</u> I know you are reading lots of books at home so can you write a book review for a great book you have recently read. I have put up an outline you can use or you can make up one of your own. I look forward to reading your reviews and recommendations!</p>								
Maths	<p><u>Directions</u> In school we looked at directions. Can you direct someone around your house or garden using this vocabulary?</p> <table><tr><td>Forwards</td><td>Step/steps</td><td>Clockwise</td><td>Left</td></tr><tr><td>Backwards</td><td>Right angle</td><td>Anti-clockwise</td><td>Right</td></tr></table>	Forwards	Step/steps	Clockwise	Left	Backwards	Right angle	Anti-clockwise	Right
Forwards	Step/steps	Clockwise	Left						
Backwards	Right angle	Anti-clockwise	Right						
Science, History or Geography	<p><u>Great Explorers</u> In history we have been looking at famous explorers and what makes a great explorer. Design a poster asking for an explorer to go to Mars. Think about the characteristics an explorer needs and explain why it is such an exciting opportunity.</p>								
Physical Education	<p>➤ Joe Wicks kids workout - 9.00am You Tube 'The Body Coach' ➤ Have a go at making a training circuit in your garden e.g star jumps, jogging on the spot, jumping up and down, skipping etc.</p>								
Arty crafty ideas	<p>➤ 30 Day Art Challenge - I have attached a copy of this for you to look at. ➤ The weather is so beautiful and blossom on the trees is starting to come out. Have a go at creating a spring tree picture.</p> <div><p>Paints</p></div> <div><p>Colouring pencils</p></div> <div><p>Fingerprints with paint</p></div>								