





Week commencing: 25<sup>th</sup> May 2020

Year group: Early Years

Below are some suggestions for learning that your child can do at home this week. We understand that the situation is unprecedented, however we do recommend that the children stay in touch with their learning using the ideas given below. You can help keep your child in contact with the school via the email link shown at the end of this message. Your child may want to share their achievements with their teacher by photographing or scanning it and sending it via email. A teacher will reply with a comment about the work shared.

Please email any completed activities/work to: [homelearning@st-edmunds.suffolk.sch.uk](mailto:homelearning@st-edmunds.suffolk.sch.uk)

You can also send us your home learning via Tapestry, we love to see what you have been doing!

| Subject/ Theme               | Learning ideas and activities  |
|------------------------------|--|
| Literacy                     |  <p>Please enjoy the story of The Three Billy Goats Gruff (see attached) or you may have your own version to read together.</p>  <p>Can you create your own story map, writing key words next to the pictures? Write goat, grass, bridge, water, troll, green, splash. Can you make up some actions to retell the story? Record it as a video and upload it on tapestry.</p>  |
| Maths                        | <p>Look at the sizes used in the Three Billy Goats Gruff story – small, middle-sized and large. Sort other sets of toys and objects into size sequence. Which group has more, less or the same?</p>  |
| Understanding the world (UW) |  <p>Can you build a bridge for the three billy goats to get to the other side of the river? What materials could you use? You could use lego, natural resources, wooden blocks, lolly sticks., anything!</p> <p>Once your child has made their bridge, it could be tested to see if it is strong enough to support the goats as they cross the river (use a tray of water to test it with toy animals on the bridge!).</p>  |
| Physical development (PD)    | <p>Three Billy Goats Gruff Story and Yoga:</p> <p><a href="https://www.bbc.co.uk/iplayer/episode/p064kjkd/happy-tent-tales-3three-billy-goats-gruff">https://www.bbc.co.uk/iplayer/episode/p064kjkd/happy-tent-tales-3three-billy-goats-gruff</a></p>  |
| Art and design (EAD)         | <p>Can you paint a picture of a troll? Use your imagination! What would he look like?</p>  <p>What colour would his skin, eyes, nose, hair be? Use other resources, such as wool for hair, bottle lids for eyes or nose.</p> <p><b>Young Voices at Home -</b></p> <p>Young Voices have launched a project to encourage teachers, parents and children to sing together. Simply click on the link to register for free <a href="https://www.youngvoices.co.uk/powerinme">https://www.youngvoices.co.uk/powerinme</a> You will then be sent details of the 'Power in Me' song and all the learning materials you need. Learn the song and then join in with a special online broadcast on 2nd June! There are also details of a #PowerinMe Singing Challenge. This is a great opportunity to sing as a family and have some fun. Happy singing!</p> |

|                                       |   |
|---------------------------------------|---|
| Communication and Language (C&L)      | Place a number of items on a tray (such as toy animals, cuddly toys, items from around the house) and cover with a blanket Ask your child to guess how many objects there are, then double check by counting. Remove one of the objects, can they say which one has been removed? Repeat. |
| Personal, Social and Emotional (PSED) | Discuss the character of the troll. What was his behaviour like? Why? Are there any other reasons why he might not want the goats to cross?   |
|                                       | Good luck with this weeks home learning, please send photos on Tapestry so we can see how you are getting on and keep up the amazing job you are doing. From all the Early Years Team! We miss you all!   |